

**Prasad V. Potluri Siddhartha Institute of Technology
(Autonomous)**

Kanuru, Vijayawada-520007

(Affiliated to JNTUK, Accredited by NBA, ISO 9001:2008 Certified Institution)

Internal Quality Assurance Cell (IQAC)



Internal Academic and Administrative Audit Report

Name of the Department: Civil Engineering

Academic Year: 2022 – 23



Prasad V Potluri Siddhartha Institute of Technology
 (Autonomous, Accredited with NAAC A⁺ Grade)
 An ISO 9001:2015 Certified Institute, Permanently Affiliated to JNTUK, KAKINADA
 (Kanuru, Vijayawada-520007)
Internal Academic Audit Report

A.Y 2022 – 2023

1. **Name of Department:** Civil Engineering

2. **No.of full time permanent faculty:**

PhDs: 6 Professors: 2 Associate Profs: 1 Assistant Profs: 9

3. **No.of PG/ UG courses:** PG: - UG: 130

4. **Curriculum Revisions Information:**

UG	No of new courses		PG	No of new courses	
	20% change in content	100% change in content		20% change in content	100% change in content
1 st Year	-	-	1 st Year	-	-
2 nd Year	-	-			
3 rd Year	7	20	2 nd Year	-	-
4 th Year	8	15			

5. **PhD Related:**

Ph.D Thesis submitted: - Awarded: -

Faculty guiding/guided Ph.Ds: 1 No. of Faculty recognized as guide: 1

6. **Publications**

	Journals	Conferences	Books/Book chapters (with ISBN only)	% wrt to faculty
SCI/WOS	3	-	-	25
Scopus	6	2	-	66.67
Others	4	3	-	58.33
Total	13	5	-	150

7. **Sponsored projects:**

	Applied		Ongoing	
	No	Amount	No	Amount
SAGTE	5	Rs1,35,000	5	Rs1,35,000
Outside SAGTE	-	-	-	-

8. Consultancy Amount earned: Rs. 12,12,839/-

9. Start-ups & Entrepreneurship: -

10. Patents:

Filed: - Published: - Granted: -

11. Innovations: - Awards from outside platforms (reputed Institutions only): -

12. e-Content developed: 5 courses (Google classroom) Lectures added to Web-resources: -

13. Faculty Development Programs attended by the faculty

	Less than a week	One week	Two week
Number of Programs	3	20	2
Number of faculty attended FDPs without Financial Assistance (Less than 2, 000/-)	-	2	-
Number of faculty attended FDPs without Financial Assistance (More than 2,000/-)	-	-	-

14. Placements:

Total no. of Final Year Students	55	Highest Package	Rs. 4,58,300	More than 10 L	-
No. of Students got Placements	25	Average Package	Rs. 2,70,501	5 to 10 L	-
No. of Offers	36	Median Package	Rs. 2,04,000	Less than 5 L	25

Offers: No of Offer Letters: 15 No of LOI: 18 No of Mail: 3

Students: No of Offer Letters: 8 No of LOI: 14 No of Mail: 3

15. Higher Education

GATE: - GRE: 3 IELTS: 2 TOEFL: -

Others (specify): -

16. Feedback from stack holders:

	Students	Parents	Alumni	Employers	Faculty
Curriculum	YES	NO	YES	NO	YES
Action Taken Report	YES	NO	YES	NO	NO
Infrastructure	YES	NO	NO	NO	NO
Action Taken Report	YES	NO	NO	NO	NO
POs/PSOs	YES	NO	YES	NO	NO
Action Taken Report	NO	NO	NO	NO	NO
T/L Process	YES	NO	NO	NO	NO
Action Taken Report	NO	NO	NO	NO	NO

Student Satisfaction Survey	YES
Action Taken Report	YES

17. Students Pass Percentage:

Year	Sem.	Pass Percentage
II	I	66.04
	II	75
III	I	67.16
	II	70.15
IV	I	78.18
	II	94.44
Passed out with Backlogs		40
Passed out without backlogs		12

18. Total number of Internships: II Year: - III Year: 68 IV Year: 55

19. Percentage of Students Admissions: UG: 18% PG: -

20. Student activities

Student Participation			Certification/ Value added		
	No of Students	Prizes		No	No of Students
Within College	159	10	Certificate courses	6	239
Outside College	58	1	Value added courses	1	26

21. Strengths:

- 1) Consultancy enhanced.
- 2) Publications indexed in SCI and Scopus enhanced.

22. Weaknesses:

- 1) External R&D Projects.
- 2) Startup and Entrepreneurship.

23. Suggestions for improvement:

- 1) Industrial Projects and newly added MoUs can be improved
- 2) Average pay package for students can be improved.

24. Document addressing previous academic year weaknesses and suggestions for Improvement: YES



Dept. IQAC in-charge

1. Babu

2. Sailu P
Academic Auditor



Head of the Dept.



IQAC Coordinator
PVP Siddhartha Institute of Technology
Vijayawada



Principal
PRINCIPAL
PRASAD V. POTLURI
SIDDHARTHA INSTITUTE OF TECHNOLOGY
KANURU, VIJAYAWADA-520 007

**Prasad V. Potluri Siddhartha Institute of Technology
(Autonomous)**

Kanuru, Vijayawada – 520 007

(Affiliated to JNTUK, Accredited by NBA, ISO 9001:2008 Certified Institution)

Internal Quality Assurance Cell (IQAC)



Internal Academic and Administrative Audit Report

COMPUTER SCIENCE AND ENGINEERING

Academic Year: 2022 – 23



Prasad V Potluri Siddhartha Institute of Technology

(Autonomous, Accredited with NAAC A+ Grade)

An ISO 9001:2015 Certified Institute, Permanently Affiliated to JNTUK, KAKINADA
(Kanuru, Vijayawada-520007)

Internal Academic Audit Report

A.Y 2022 – 2023

- Name of Department:** Computer Science and Engineering
- No. of full time permanent faculty:**
PhDs: 15 Professors: 04 Associate Profs: 06 Assistant Profs.:30
- No. of PG / UG courses:** **PG:-** **UG: 97**
- Curriculum Revisions Information:**

UG	No of new courses		PG	No of new courses	
	20% change in content	100% change in content		20% change in content	100% change in content
1 st Year	--	--	1 st Year	--	--
2 nd Year	--	--			
3 rd Year	05	22+13(other Dept. Courses)	2 nd Year	--	--
4 th Year	01	13+7(other Dept. Courses)			

5. PhD Related:

Ph.D Thesis submitted: 01

Awarded: NIL

Faculty guiding/ guided Ph.Ds: 03 / 01

No. of Faculty recognized as guide: 03

6. Publications

	Journals	Conferences	Books/Book chapters (with ISBN only)	% wrt to faculty
SCI/WOS	19	-	-	47.5%(19/40)
Scopus	26	23	04	132.5%(53/40)
Others	07	03	01	27.5%(11/40)
Total	52	26	05	180%(72/40) (only Scopus and SCI)

7. Sponsored projects:

	Applied		Ongoing	
	No	Amount (Rs.)	No	Amount (Rs.)
SAGTE	-	-	02	1,06,500
Outside SAGTE	04	1,42,83,956	--	--

8. Consultancy Amount earned: NIL**9. Start-ups & Entrepreneurship: 01****10. Patents:**

Filed: -

Published: 02

Granted: 01

11. Innovations: 6 Awards from outside platforms (reputed Institutions only): 6+6+4+1=17**12. e-Content developed: Lectures added to Web-resources: MOODLE Server****13. Faculty Development Programs attended by the faculty:**

	Less than a week	One week	Two week
Number of Programs	13	36	21
Number of faculty attended FDPs without Financial Assistance (Less than 2, 000/-)	01	05	06
Number of faculty attended FDPs with Financial Assistance (More than 2,000/-)	-	-	02

14. Placements:

Total no. of Final Year Students	206	Highest Package	16 LPA	More than 10 L	02
No. of Students got Placements	183	Average Package	5.2 LPA	5 to 10 L	70
No. of Offers	287	Median Package	4.5 LPA	Less than 5 L	111

15. Higher Education

GATE: 2+1 GRE: 39 IELTS: 29 TOEFL: 10,

Others (specify): DUO- LINGO : 14

16. Feedback from stack holders:

	Students	Parents	Alumni	Employers/ Industry	Faculty
Curriculum	YES	YES	YES	YES	YES
Action Taken Report	YES	YES	YES	YES	YES
Infrastructure	YES	NO	NO	NO	NO

Action Taken Report	YES	NO	NO	NO	NO
POs/PSOs	YES	NO	YES	NO	NO
Action Taken Report	NO	NO	NO	NO	NO
T/L Process	YES	NO	NO	NO	NO
Action Taken Report	YES	NO	NO	NO	NO

Student Satisfaction Survey	YES
Action Taken Report	YES

17. Students Pass Percentage:

Year	Sem.	Pass Percentage
II	I	87.79
	II	93.43
III	I	92.31
	II	94.2
IV	I	97.09
	II	100
Passed out with Backlogs		60
Passed out without backlogs		144

18. Total number of Internships: II Year: 213 III Year: 207 IV Year: 16(12 Paid)

Total: 436

19. Percentage of Students Admissions: UG: 100% PG: --

20. Student activities

Student Participation			Certification/ Value added		
	No of Students	Prizes		No	No of Students
Within College	401	17+18 = 35	Certificate courses	05 12	103 (Microsoft) 583 (NPTEL)
Outside College	118	12+1 =13	Value added courses	01 09	189 (ADK) 560 (Spoken Tutorials)

21. Strengths:

- Faculty Members with Ph.D – 15/40 (37%)
- Quality Publications by Faculty
- Student Publications
- Student Certifications

22. Weaknesses:

- Consultancy
- Funding Projects

23. Suggestions for improvement:

- Focus on Consultancy
- Focus on High Package Placements


24. Document addressing previous academic year weaknesses and suggestions for Improvement: YES


- Department has 3 Research-groups and most of the faculty members have published quality Research papers in SCI/Scopus Journals
- Applied 4 Research projects worth of Rs. 1,42,83,956 for funding
- Had interaction with JP Morgan Industry for the purpose of consultancy and likely to get the project
- 6 Innovations in the form of Hackathons were successfully implemented and won 2 prizes in AICTE SIH-22 and 1 at VIT AP.

1. 

2. P. A. 

Academic Auditor


Dept. IQAC in-charge


IQAC Coordinator
PVP Siddhartha Institute of Technology
Vijayawada



HEAD
Head of the Dept.
Dept. of Computer Science & Engg.
PRASAD V. POTLURI
SIDDHARTHA INSTITUTE OF TECHNOLOGY
KANURU, VIJAYAWADA-520007.
Principal
PRASAD V. POTLURI
SIDDHARTHA INSTITUTE OF TECHNOLOGY
KANURU, VIJAYAWADA-520 007

**Prasad V. Potluri Siddhartha Institute of Technology
(Autonomous)**

Kanuru, Vijayawada-520007

(Affiliated to JNTUK, Accredited by NBA, ISO9001:2008 Certified Institution)

Internal Quality Assurance Cell (IQAC)



Internal Academic and Administrative Audit Report

**Name of the Department: Electronics and
Communications Engineering**

Academic Year: 2022 – 23



Prasad V Potluri Siddhartha Institute of Technology
(Autonomous, Accredited with NAAC A⁺ Grade)
AnISO9001:2015Certified Institute, Permanently Affiliated to JNTUK, KAKINADA
(Kanuru,Vijayawada-520007)
Internal Academic Audit Report

A.Y2022 – 2023

1. Name of Department: ECE

2. No. of fulltime permanent faculty:

PhDs:12 Professors: 2 Associate Profs: 7 Assistant Profs: 18

3. No. of PG/UG courses: PG:31

UG:118

4. Curriculum Revisions Information:

UG	No of new courses		PG	No of new courses	
	20% change in content	100% change in content		20% change in content	100% change in content
1 st Year			1 st Year	3	10
2 nd Year					
3 rd Year	4	19	2 nd Year		
4 th Year	4	18			

5. PhD Related:

Ph.D Thesis submitted : Nil

Awarded:1

Faculty guiding /guided Ph.Ds: 3

No. of Faculty recognized as guide: 11

6. Publications

	Journals	Conferences	Books/Book chapters (with ISBN only)	% wrt to faculty
SCI/WOS	6	--	--	22.2
Scopus	26	16	-	155
Others	--	4	--	14.8
Total	32	20	-	192

7. Sponsored projects:

	Applied		Ongoing	
	No	Amount	No	Amount
SAGTE	17	Rs1,66,000	16	Rs1,42,984
Outside SAGTE	-	-	-	-

8. Consultancy Amount earned: Nil

9. Start-ups & Entrepreneurship: One Workshop

10. Patents:

Filed: 02

Published:01

Granted:03

11. Innovations: Nil Awards from outside platforms (reputed Institutions only):Nil

12. e-Content developed: Lectures added to Web-resources : Partially Completed

13. Faculty Development Programs attended by the faculty

	Less than a week	One week	Two week
Number of Programs	15	16	7
Number of faculty attended FDPs with Financial Assistance (Less than 2, 000/-)	--	4	Nil
Number of faculty attended FDPs with Financial Assistance (More than 2,000/-)	--	0	Nil

14. Placements:

Total no. of Final Year Students	137	Highest Package	9L	More than 10 L	-
No. of Students got Placements	124	Median Package	4.50L	Less than 5 L	88
No. of Offers	175				

15. Higher Education

GATE: 6 GRE:6 IELTS: 9 TOEFL: 2 Others(specify): 2 (Dulingo)

16. Feedback from stack holders:

	Students	Parents	Alumni	Employers	Faculty
Curriculum	YES	YES	YES	YES	YES
Action Taken Report	YES	YES	YES	YES	YES
Infrastructure	YES	YES	YES	NO	YES
Action Taken Report	YES	YES	YES	NO	YES
POs/PSOs	YES	NO	NO	NO	YES
Action Taken Report	YES	NO	NO	NO	YES
T/L Process	YES	NO	YES	NO	YES
Action Taken Report	YES	NO	YES	NO	YES

Student Satisfaction Survey	YES
Action Taken Report	YES

17. **Students Pass Percentage:**

Year	Sem.	Pass Percentage
II	I	53.9%
	II	74.8%
III	I	87.7%
	II	86.3%
IV	I	99.3%
	II	97.8%
Passed out with Backlogs		56
Passed out without backlogs		76

18. **Total number of Internships:** II Year III Year: 139 IV Year: 134

19. **Percentage of Students Admissions:** UG: 100% PG: 50%

20. **Student activities**

Student Participation			Certification/ Value added		
	No of Students	Prizes		No	No of Students
Within College	ISTE : 237 IETE: 194	21	Certificate courses	14	139
Outside College	84	7	Value added courses	4	338

21. **Strengths:**

1. Student Faculty ratio and cadre ratio is good
2. Good number of Scopus publications
3. Placements are good.

22. **Weaknesses:**

1. Focus is required to get External funded projects and consultancy work
2. GATE rank holders are insignificant in number
3. High package placements in core industry need further attention.

23. **Suggestions for improvement:**

1. Entrepreneurship and Innovation needs special focus from department
2. Proper steps required to win awards from external institutions

24. **Document addressing previous academic year weaknesses and suggestions for improvement YES**


Dept. IQAC in-charge

1. 
2. 
Academic Auditor


Head of the Dept.


IQAG Coordinator
Siddhartha Institute of Technology
Vijayawada


Principal
PRINCIPAL
PRASAD V.POTLURI
SIDDHARTHA INSTITUTE OF TECHNOLOGY
KANURU, VIJAYAWADA-520 007

**Prasad V. Potluri Siddhartha Institute of Technology
(Autonomous)**

Kanuru, Vijayawada – 520 007

(Affiliated to JNTUK, Accredited by NBA, ISO 9001:2008 Certified Institution)

Internal Quality Assurance Cell (IQAC)



Internal Academic and Administrative Audit Report

**Name of the Department: Electrical and Electronics
Engineering**

Academic Year: 2022 – 23



Prasad V Potluri Siddhartha Institute of Technology
 (Autonomous, Accredited with NAAC A⁺ Grade)
 An ISO 9001:2015 Certified Institute, Permanently Affiliated to JNTUK, KAKINADA
 (Kanuru, Vijayawada-520007)
Internal Academic Audit Report

A.Y 2022 – 2023

1. **Name of Department:** Electrical & Electronics Engineering
2. **No. of full time permanent faculty:** 24
 PhDs: 9 Professors: 2 Associate Profs: 4 Assistant Profs. 18
3. **No. of PG / UG courses:** PG: UG: B.Tech-EEE -119
4. **Curriculum Revisions Information:**

UG	No of new courses		PG	No of new courses	
	20% change in content	100% change in content		20% change in content	100% change in content
1 st Year	NA	NA	1 st Year		
2 nd Year	NA	NA			
3 rd Year	2	13	2 nd Year		
4 th Year	2	15			

5. **PhD Related:**

Ph.D Thesis submitted: Nil Awarded: 01
 Faculty guiding/ guided Ph.Ds: 1. Dr. CHPR (02/02) 2. Dr. PMK (01/00)
 No. of Faculty recognized as guide: 06

6. **Publications**

	Journals	Conferences	Books/Book chapters (with ISBN only)	% wrt to faculty
SCI/WOS	7	--	--	6/24 =25%
Scopus	37	16	01	17/24= 70.83%
Others	00	05	02	4/24=16.66%
Total	44	21	03	68

7. **Sponsored projects:**

	Applied		Ongoing	
	No	Amount	No	Amount
SAGTE	--	--	3	Rs. 2,90,000/-
Outside SAGTE	2	Rs.	-	--

		42,68,716/-	-	
--	--	-------------	---	--

8. **Consultancy Amount earned: Rs.2,44,500/- (BIS)**

9. **Start-ups & Entrepreneurship:** 1 (Electrical contracts with the firm name R .S Enterprises)

10. **Patents:**

Filed: 00 Published: 02 Granted: 00

11. **Innovations:** 01

1. P.Jahnavi (20505A0212), K.Neeraj Akhil (20505A0208), M.V.S.Naga Mani (20505A0209), B. Sravani (20505A0202), S.Sara Prabha (20505A0213), D.Hyma Bai (20505A0204) Project team titled "Electrical Emperors" Participated in "Smart India Hackathon 2022", # SIH Senior Hardware Edition Grand Finale 2022, organized by Ministry of Education at nodal center "Arya Institute of Engineering and Technology, Jaipur" from 25th to 29th August 2022

Awards from outside platforms (reputed Institutions only):

12. **e-Content developed: Lectures added to Web-resources: Moodle**

13. **Faculty Development Programs attended by the faculty**

	Less than a week	One week	Two week
Number of Programs	20	32	11
Number of faculty attended FDPs without Financial Assistance (Less than 2, 000/-)	16	18	13
Number of faculty attended FDPs with Financial Assistance (More than 2,000/-)	1	—	—

14. **Placements:**

Total no. of Final Year Students	127	Highest Package	7.5LPA	More than 10 L	--
No. of Students got Placements	101	Average Package	4.01 LPA	5 to 10 L	14
No. of Offers	148	Median Package	4 LPA	Less than 5 L	87

15. **Higher Education**

GATE: Nil GRE: 11 IELTS:2 TOEFL: Nil

Others (specify): Duolingo English Test: 8

16. Feedback from stakeholders:

	Students	Parents	Alumni	Employers	Faculty
Curriculum	YES	YES	YES	NO	YES
Action Taken Report	YES	YES	YES	NO	YES
Infrastructure	YES	YES	YES	NO	NO
Action Taken Report	YES	YES	YES	NO	NO
POs/PSOs	NO	NO	YES	NO	NO
Action Taken Report	NO	NO	YES	NO	NO
T/L Process	YES	YES	YES	NO	NO
Action Taken Report	YES	YES	YES	NO	NO

Student Satisfaction Survey	YES
Action Taken Report	YES

17. Students Pass Percentage:

Year	Sem.	Pass Percentage
II	I	50.88
	II	67.8
III	I	81.15
	II	79.5
IV	I	94.4
	II	98.4
Passed out with Backlogs		72
Passed out without backlogs		40

18. Total number of Internships: II Year: 114 III Year: 63 IV Year

19. Percentage of Students Admissions: UG: 90% PG: -

20. Student activities

Student Participation			Certification/ Value added		
	No of Students	Prizes		No	No of Students
Within College	27	10	Certificate courses	92	54
Outside College	14	1	Value added courses	2	105

21. Strengths:

1. Good number of publications.
2. Hard working faculty.
3. Students placements are good.


22. Weaknesses:

1. No Externally funded R&D projects
2. Consultancy is moderate.
3. Internship for students with stipend was not available.

23. Suggestions for improvement:

1. Need to concentrate on externally funded R&D projects.
2. Students may be motivated to go for internships with stipends.

24. Document addressing previous academic year weaknesses and suggestions for improvement YES



Dept. IQAC in-charge



Academic Auditor

2. P. A. Lakshmi



Head of the Dept.



IQAC Coordinator
PVP Siddhartha Institute of Technology
Vijayawada



Principal
PRINCIPAL
PRASAD V.POTLURI
SIDDHARTHA INSTITUTE OF TECHNOLOGY
KANURU, VIJAYAWADA-520 007

**Prasad V. Potluri Siddhartha Institute of Technology
(Autonomous)**

Kanuru, Vijayawada –520007

(Affiliated to JNTUK, Accredited by NBA, ISO 9001:2008 Certified Institution)

Internal Quality Assurance Cell (IQAC)



Internal Academic and Administrative Audit Report

Name of the Department: Information Technology

Academic Year: 2022 – 23



Prasad V Potluri Siddhartha Institute of Technology

(Autonomous, Accredited with NAAC A⁺ Grade)

An ISO 9001:2015 Certified Institute, Permanently Affiliated to JNTUK, KAKINADA

(Kanuru, Vijayawada-520007)

Internal Academic Audit Report

A.Y 2022 – 2023

1. Name of Department: Information Technology

2. No. of full time permanent faculty: 22

PhDs: 10 Professors:1 Associate Profs:1 Assistant Profs: 20

3. No. of PG/UG courses: PG: NIL UG: 129

4. Curriculum Revisions Information:

UG	No of new courses		PG	No of new courses	
	20% change in content	100% change in content		20% change in content	100% change in content
1 st Year	-	-	1 st Year	-	-
2 nd Year	1	2		-	-
3 rd Year	2	21	2 nd Year	-	-
4 th Year	1	18		-	-

5. PhD Related:

Ph.D Thesis submitted: NIL Awarded: NIL

Faculty guiding/guided Ph.Ds: NIL No. of Faculty recognized as guide: NIL

6. Publications

	Journals	Conferences	Books/Book chapters (with ISBN only)	% wrt to faculty
SCI/WOS	4	1	--	22.72
Scopus	12	9	-	95.45
Others	18	7	2	122.72
Total	34	17	2	53/22

7. Sponsored projects:

	Applied		Ongoing	
	No	Amount	No	Amount
SAGTE	5	Rs.1,80000/-	9	Rs.3,40000/-
Outside SAGTE	2	Rs.4,859,000/-	0	NIL

8. Consultancy Amount earned: Rs. 85000/- (In Progress)

9. Start-ups & Entrepreneurship: NIL

10. Patents:

Filed: 0

Published: 9

Granted: 0

11. Innovations: NIL

12. e-Content developed: Lectures added to Web-resources: All the course materials are uploaded in MOODLE

13. Faculty Development Programs attended by the faculty

	Less than a week	One week	Two week
Number of Programs	1 (9-Faculty)	29 (24-Faculty)	9 (11-Faculty)
Number of faculty attended FDPs without Financial Assistance (Less than 2, 000/-)	9	24	10
Number of faculty attended FDPs with Financial Assistance (More than 2,000/-)			1

14. Placements:

Total no. of Final Year Students	140	Highest Package	11L	More than 10 L	1
No. of Students got Placements	113	Average Package	4.8L	5 to 10 L	32
No. of Offers	146	Median Package	4.5L	Less than 5 L	80

15. Higher Education

GATE:NIL GRE: 8 IELTS:0 TOEFL: 1 Others (specify):3[PTE: 1; 2(others)]

16. Feedback from stack holders:

	Students	Parents	Alumni	Employers	Faculty
Curriculum	YES	YES	YES	YES	YES
Action Taken Report	YES	YES	YES	YES	YES
Infrastructure	YES	YES	NO	NO	NO
Action Taken Report	YES	YES	NO	NO	NO
POs/PSOs	YES	YES	YES	NO	YES
Action Taken Report	YES	YES	YES	NO	YES
T/L Process	YES	YES	YES	NO	NO
Action Taken Report	YES	YES	YES	NO	NO

Student Satisfaction Survey	YES
Action Taken Report	YES

17. Students Pass Percentage:

Year	Sem.	Pass Percentage
II	I	81.56
	II	84.28
III	I	80
	II	92.86
IV	I	97.14

	II	100
Passed out with Backlogs		43
Passed out without backlogs		95

18. **Total number of Internships:** II Year:140 III Year:140 IV Year:05

19. **Percentage of Students Admissions:** UG:100 PG:NA

20. **Student activities**

Student Participation			Certification/ Value added		
	No of Students	Prizes		No	No of Students
Within College	154	13	Certificate courses	20	331
Outside College	284	24	Value added courses	3	75

21. **Strengths:**

Good number of Faculty is having Ph.D.

E Content/Lecture Notes is available.

Quality paper publications are improved.

Student's paper publications are also improved

Student's participation in co curricular and extracurricular activities is improved.

22. **Weaknesses:**

Sponsored R and D projects needs to be improved

Higher pay package placements have to be improved

23. **Suggestions for improvement:**

Startups and Consultancy activities have to be improved.

Student's results have to be improved

24. **Document addressing previous academic year weaknesses and suggestions for improvement** YES





Dept. IQAC in-charge

1. 

2. 
Academic Auditor


Head of the Dept.


IQAC Coordinator
Siddhartha Institute of Technology
Vijayawada


Principal
PRASAD V.POTLURI
SIDDHARTHA INSTITUTE OF TECHNOLOGY
KANURU, VIJAYAWADA-520 007

**Prasad V. Potluri Siddhartha Institute of Technology
(Autonomous)**

Kanuru, Vijayawada – 520 007

(Affiliated to JNTUK, Accredited by NBA, ISO 9001:2008 Certified Institution)

Internal Quality Assurance Cell (IQAC)



Internal Academic and Administrative Audit Report

Name of the Department: MECHANICAL ENGINEERING

Academic Year: 2022 – 2023



Prasad V Potluri Siddhartha Institute of Technology

(Autonomous, Accredited with NAAC A⁺ Grade)

An ISO 9001:2015 Certified Institute, Permanently Affiliated to JNTUK, KAKINADA
(Kanuru, Vijayawada-520007)

Internal Academic Audit Report

A.Y 2022 – 2023

1. Name of Department: **MECHANICAL ENGINEERING**

2. No. of full time permanent faculty:

PhDs: 13 Professors: 02 Associate Profs: 05 Assistant Profs: 23

3. No. of PG / UG courses: 128 PG: 28 UG: 100

4. Curriculum Revisions Information:

UG	No of new courses		PG	No of new courses	
	20% change in content	100% change in content		20% change in content	100% change in content
1 st Year	-	-	1 st Year	3	1
2 nd Year	-	-			
3 rd Year	5	18	2 nd Year	-	1
4 th Year	-	12			

5. PhD Related:

Ph.D Thesis submitted: 01

Awarded: 02

Faculty guiding/ guided Ph.Ds: 11 Guiding /1 Guided

No. of Faculty recognized as guide: 11

6. Publications

	Journals	Conferences	Books/Book chapters (with ISBN only)	% wrt to faculty
SCI/WOS	11	-	-	11/30=36.66 %
Scopus	22	8	-	30/30=100 %
Others	6	25	-	31/30=103.33 %
Total	39	33	-	72/30=240%

7. Sponsored projects:

	Applied		Ongoing	
	No	Amount	No	Amount
SAGTE	11	3,00,000	11	2,35,100
Outside SAGTE	01	7,00,000/-	03	1)Rs.16,55,817/- 2)Rs.50,000/- 3)Rs.11,56,856/-

8. Consultancy Amount earned: Rs.88,678/-**9. Start-ups & Entrepreneurship:** Nil**10. Patents:****Filed:** 7**Published:** 6**Granted:** 7**11. Innovations:** Nil**Awards from outside platforms (reputed Institutions only):**

S.No.	Name of the Staff Member	A.Y.2022-23
1	Dr. P. Anusha	Indian book of records (Sept 2022)
2	Dr. M. Naga Swapna Sri	Indian book of records (Sept 2022)

12. e-Content developed: Lectures added to Web-resources: Yes**13. Faculty Development Programs attended by the faculty**

	Less than a week	One week	Two week
Number of Programs [Total=56]	16	26	14
Number of faculty attended FDPs without Financial Assistance (Less than 2, 000/-)	15	20	24
Number of faculty attended FDPs with Financial Assistance (More than 2,000/-)	-	1	1

14. Placements:

Total no. of Final Year Students	118	Highest Package	6.8 LPA	More than 10 L	0
No. of Students got Placements	73	Average Package	3.76 LPA	5 to 10 L	6
No. of Offers	95	Median Package	2.94 LPA	Less than 5 L	67

15. Higher Education

GATE: 02

GRE: 11

IELTS:09

TOEFL: 04

Others (specify): Duolingo: 03

16. Feedback from stake holders:

	Students	Parents	Alumni	Employers	Faculty
Curriculum	YES / NO	YES / NO	YES / NO	YES / NO	YES / NO
Action Taken Report	YES / NO	YES / NO	YES / NO	YES / NO	YES / NO
Infrastructure	YES / NO	YES / NO	YES / NO	YES / NO	YES / NO
Action Taken Report	YES / NO	YES / NO	YES / NO	YES / NO	YES / NO
POs/PSOs	YES / NO	YES / NO	YES / NO	YES / NO	YES / NO
Action Taken Report	YES / NO	YES / NO	YES / NO	YES / NO	YES / NO
T/L Process	YES / NO	YES / NO	YES / NO	YES / NO	YES / NO
Action Taken Report	YES / NO	YES / NO	YES / NO	YES / NO	YES / NO

Student Satisfaction Survey	YES / NO
Action Taken Report	YES / NO

17. Students Pass Percentage:

Year	Sem.	Pass Percentage
II	I	61.39%
	II	62.4%
III	I	63.7%
	II	54.62%
IV	I	77.12%
	II	98.3%
Passed out with Backlogs		44
Passed out without backlogs		36

18. Total number of Internships: II Year: 135 III Year:118 IV Year:NIL

19. Percentage of Students Admissions: UG: 66.67% PG: 83.33%

20. Student activities

Student Participation			Certification/ Value added		
	No of Students	Prizes		No	No of Students
Within College	150	11	Certificate courses	NPTEL	48
				CATIA[Dassaults]	135
				APSSDC	102
				NDT	44
				Spoken Tutorials	95
Outside College	53	15	Value added courses	-	-

21. Strengths:

- R&D Projects are good
- Patent activities are good
- Publications are improved

22. Weaknesses:

- Entrepreneurship activities may be improved.
- Student participation in outside colleges can be improved.

23. Suggestions for improvement:

1. Guest Lectures on Entrepreneurship activities may be arranged
2. Encourage students to participate in outside colleges.

24. Document addressing previous academic year weaknesses and suggestions for Improvement YES/NO

1. We are encouraging our faculty to publish good number of quality publications through research groups in the department and SCI/Scopus publications count is increased compared to previous academic year.
2. To enhance number of placements including high package, the department has given skill oriented training to all the students and there is an improvements in placements compared to previous academic year.

Action Taken Report:

	Weakness/Suggestion	2022-23	2021-22
1	R&D activities can be improved		
	Papers	33 J + 3 C 6J+25 C <hr/> 39 J +28 C	17 J + 3 C 24 J + 23 C <hr/> 41 J + 26 C
	Projects	Applied : 4 Sanctioned : 2 Ongoing :1	Applied : 4 Ongoing : 1
	Consultancy	Rs.88,678	Rs.51,640
2	High Package Placements may be improved.		
	Placements:	61.86% [73/118]	66.14% [84/127]
	Package	Median Salary : 2.94 LPA	Median Salary :3.50 LPA

		Average Salary : 3.76 LPA Highest Salary 6.8 LPA	Average Salary : 3.75 LPA Highest Salary : 6.28 LPA
--	--	---	--

1. *Abalari*

E. Kavitha
Dept. IQAC in-charge

2. *P. Adi Lakshmi*
Academic Auditor

[Signature]
Head of the Dept.

[Signature]
IQAC Coordinator
IQAC Coordinator
PVP Siddhartha Institute of Technology
Vijayawada


[Signature]
Principal
PRINCIPAL
PRASAD V.POTLURI
SIDDHARTHA INSTITUTE OF TECHNOLOGY
KANURU, VIJAYAWADA-520 007

**Prasad V. Potluri Siddhartha Institute of Technology
(Autonomous)**

Kanuru, Vijayawada – 520 007

(Affiliated to JNTUK, Accredited by NBA, ISO 9001:2008 Certified Institution)

Internal Quality Assurance Cell (IQAC)



Internal Academic and Administrative Audit Report

Name of the Department: Business Administration

Academic Year: 2022 – 2023



Prasad V Potluri Siddhartha Institute of Technology

(Autonomous, Accredited with NAAC A+ Grade)

An ISO 9001:2015 Certified Institute, Permanently Affiliated to JNTUK, KAKINADA
(Kanuru, Vijayawada-520007)

Internal Academic Audit Report

A.Y 2022 – 2023

1. Name of Department: Business Administration

2. No. of full time permanent faculty: 06

PhDs: 05 Professors: 01 Associate Profs: Nil Assistant Profs. 05

3. No. of PG / UG courses: PG : 46 UG :

4. Curriculum Revisions Information:

UG	No of new courses		PG	No of new courses	
	20% change in content	100% change in content		20% change in content	100% change in content
1 st Year			1 st Year	4	2
2 nd Year					
3 rd Year					
4 th Year			2 nd Year	3	

5. Ph.D. Related:

Ph.D Thesis submitted:

Awarded: 01

Faculty guiding/ guided Ph.Ds: 02/01

No. of Faculty recognized as guide: 02

6. Publications

	Journals	Conferences	Books/Book chapters (with ISBN only)	% wrt to faculty
WOS				16.6%
Scopus			01	16.6%
UGC	07			116.66%
Others	04		06	Journals = 66 % and Book Chapters = 100%
Total	11		07	

7. Sponsored projects:

	Applied		Ongoing	
	No	Amount	No	Amount
SAGTE	Nil	Nil	Nil	Nil
Outside SAGTE	03	20,19,000	01	4,10,000(ICSSR, New Delhi) + 67500 (NHRC, New Delhi)

8. Consultancy Amount earned: Nil
 9. Start-ups & Entrepreneurship: Nil
 10. Patents: Nil

Filed: Nil Published: Nil Granted: Nil

11. Innovations: Awards from outside platforms (reputed Institutions only):

12. e-Content developed: Lectures added to Web-resources: Yes

13. Faculty Development Programs attended by the faculty:

	Less than a week	One week	Two week
Number of Programs	21	17	2
Number of faculty attended FDPs without Financial Assistance (Less than 2, 000/-)	01	-	-
Number of faculty attended FDPs without Financial Assistance (More than 2,000/-)	02	1	-

14. Placements:

Total no. of Final Year Students	65	Highest Package	6,00,000	More than 10 L	Nil
No. of Students got Placements	54	Average Package	3,76,000	5 to 10 L	03
No. of Offers	67	Median Package	3,60,000	Less than 5 L	64

15. Higher Education: Nil

GATE: Nil GRE: Nil IELTS: Nil TOEFL: Nil

Others (specify):

16. Feedback from stack holders:

	Students	Parents	Alumni	Employers	Faculty
Curriculum	YES	YES	YES	NO	YES
Action Taken Report	YES	YES	YES	NO	YES
Infrastructure	YES	NO	NO	NO	NO
Action Taken Report	YES	NO	NO	NO	NO
POs/PSOs	YES	NO	YES	NO	NO
Action Taken Report	YES	NO	YES	NO	NO
T/L Process	YES	NO	NO	NO	NO
Action Taken Report	YES	NO	NO	NO	NO

Student Satisfaction Survey	YES
Action Taken Report	YES

17. **Students Pass Percentage:**

Year	Sem.	Pass Percentage
I	I	100
	II	100
II	I	100
	II	98.46
Passed out with Backlogs		03
Passed out without backlogs		62

18. **Total number of Internships: I Year : II Year: 66**

19. **Percentage of Students Admissions: UG: - PG: 100%**

20. **Student activities**

Student Participation			Certification/ Value added		
	No of Students	Prizes		No	No of Students
Within College	72	06	Certificate courses	Certificate Course Tally & Excel	66
				Certificate Course on Communication & Employability Skills	49
				Certificate Course on Business Analytics	65
				Certificate Course on Digital Marketing	65
Outside College	09	09	Value added courses	Financial Education for Young Citizens (Kona Kona Siksha)	65
				NPTEL	10

21. Strengths:

- a) Department is organizing good number of certificate courses and students activities.
- b) 83 per cent of the faculty are qualified with Ph.D
- c) 83% of the students are placed in various companies.
- d) Students are undergone for SME project to understand issues and challenges of Small and Medium Entrepreneurships in Vijayawada.

22. Weaknesses:

- a) Low high package and medium packages for the year 2022-23 batch students
- b) There is no consultancy revenue for the department
- c) Low publications in reputed indexed journals like Scopus, SCI, and WOS.
- d) Faculty and Students participation in NPTEL courses needs to be improve.
- e) No separate Computer lab facility in the Department, and sharing with other department


23. Suggestions for improvement:

24. Document addressing previous academic year weaknesses and suggestions for


Improvement: YES

- a) Faculty with Ph.D's are motivated to focus on funded R&D projects
- b) Department is organized FDP Programme on Advanced Research Methodology
- c) Faculties are encouraged to attend the more Seminars and Workshops to gain more knowledge.



Dept. IQAC in-charge

1. 
Academic Auditor

2. 
Academic Auditor


Head of the Dept.


IQAC Coordinator
PVP Siddhartha Institute of Technology
Vijayawada


Principal
PRINCIPAL
PRASAD V.POTLURI
SIDDHARTHA INSTITUTE OF TECHNOLOGY
KANURU, VIJAYAWADA-520 007
Page 5 of 5